

CHAPTER 2

RAF ORDERS OF DRESS - MALE PERSONNEL

Contents

Para No/Page No

Introduction

Page 2-4

No 1 Service Dress

Occasions For Wear & Authorised Ensemble

Para 0201 – 0212

Illustration - No 1 Service Dress (No 1 SD)

Page 2-8

Orders of Dress - No 1 SD

Page 2-9

Illustration - No 1 SD & 1A Service Dress (AVM rank and above)

Page 2-10

Orders of Dress - No 1 SD & 1A Service Dress (AVM rank and above)

Page 2-11

No 2 Service Working Dress

Occasions For Wear & Authorised Ensemble

Para 0213 – 0222

Illustration - No 2 (Full) Service Working Dress (No 2 SD)

Page 2-14

Orders of Dress - No 2 SD

Page 2-15

Illustration - No 2A (Long Sleeve) Routine Working Dress

Page 2-16

Orders of Dress - No 2A (Long Sleeve) Routine Working Dress

Page 2-17

Illustration - No 2B (Short Sleeve) Routine Working Dress

Page 2-18

Orders of Dress - No 2B (Short Sleeve) Routine Working Dress

Page 2-19

Illustration - No 2C (Restricted Trade) Routine Working Dress

Page 2-20

Orders of Dress - No 2C (Restricted Trade) Routine Working Dress

Page 2-21

No 3 Service Dress – Operational Clothing

Occasions For Wear & Authorised Ensemble

Para 0223 – 0229

Illustration – Personal Clothing System Combat Uniform (PCS CU)

Page 2-26

Orders of Dress – PCS CU

Page 2-27

Illustration – Combat Soldier 95 (CS95)

Page 2-28

Orders of Dress – CS95

Page 2-29

No 4 Service Dress - Optional Mess Dress

Occasions For Wear & Authorised Ensemble

Illustration – No 4 Optional Mess Dress

Orders of Dress – No 4 Optional Mess Dress

Para 0230

Page 2-30

Page 2-31

No 5 Service Dress - Mess Dress

Occasions For Wear & Authorised Ensemble

Illustration – No 5 Mess Dress

Orders of Dress – No 5 Mess Dress

Para 0231 – 0242

Page 2-34

Page 2-35

No 6, 7 & 8 Service Dress (Warm Weather Areas)

Dates of Changeover

No 6 & 6A Service Dress - Occasions For Wear & Authorised Ensemble

Illustration – No 6 Service Dress

Orders of Dress – No 6 Dress

Illustration – No 6A Full Ceremonial Dress – Officers Only

Orders of Dress – No 6A Full Ceremonial Dress – Officers Only

Para 0243 – 0244

Para 0245 – 0252

Page 2-38

Page 2-39

Page 2-40

Page 2-41

No 7 Service Dress (Warm Weather Areas)

No 7A & 7B Service Dress - Occasions For Wear & Authorised Ensemble

Illustration – No 7A & 7B Routine Dress – Male All Ranks

Orders of Dress – No 7A & 7B Dress – Male All Ranks

Para 0253 – 0255

Page 2-43

Page 2-44

No 8 Service Dress - Mess Dress -Warm Weather Areas

No 8 Mess Dress - Occasions For Wear & Authorised Ensemble

Illustration – No 8 Mess Dress

Orders of Dress – No 8 & 8A Mess Dress

Para 0256 – 0259

Page 2-46

Page 2-47

No 9, 10, 11 Service Dress (Musicians)

No 9, 10, 11 Service Dress – Occasions For Wear & Authorised Ensemble

Illustration – No 9 Service Dress

Illustration – No 9 Service Dress Outerwear

Illustration – No 9a Service Dress

Page 2-50

Page 2-51

Page 2-53

Illustration – No 10 Service Dress

Page 2-55

Illustration – No 11 Service Dress

Page 2-57

Illustration – No 11a Service Dress

Page 2-59

Outerwear

Illustration - Greatcoats – Officers & Below, MVP and GP Jackets – All Ranks

Page 2-60

Chapter 2 - Introduction

This chapter illustrates, through a selection of explanatory notes and illustrations the various orders of dress for male RAF personnel and stipulates the occasions on which each type of uniform should be worn. In these regulations and tables, master aircrew are included in any general reference to warrant officers. Male officers and airmen of the PMRAFNS are to comply with the RAF orders of dress. Chaplains also conform to these orders, except where stated otherwise.

No 1 Service Dress Uniforms – Male Officers and Airmen

0201. Occasions For Wear.

a. No 1 Service Dress Uniform (No 1 SD). The No 1 SD is to be worn on all formal and ceremonial occasions as ordered by MOD or Commanders in Chief (CINCs). Additionally, local commanders have the discretionary power to authorise its wear at other times. Illustrations and relevant Orders of dress are detailed at the end of this section.

b. No 1A SD Uniform (Ceremonial Day). No 1A SD is identical to No 1 SD, except that ceremonial sash and shoulder boards are worn by entitled officers. It is worn when No 1A Dress is appropriate formally on parade or in a formal representative role. The No 1A SD Uniform is restricted to:

(1) AVM rank and above.

(2) Officers assigned to the 1 Star appointment of Comdt RAFC Cranwell, Air Officer Wales, Air Officer Scotland, CG RAF Regt/AO RAFP and retired Air Officers appointed as Gentlemen Ushers to the Sovereign. DNS (RAF) and the RAF Equerry to The Queen, by nature of appointment, wear the AO sash but not ceremonial boards.

Authorised Ensemble

0202. Hat. Only the service issue No 1 SD hat may be worn, as follows:

a. Officers. Group Captains and above wear a hat with an embellished patent peak; Wing Commanders and below have a cloth-covered peak. Officer cadets wear a white band over the black mohair band.

b. Airmen. With the exception of RAFP, the airman's No 1 SD hat, with a black patent peak and sewn on hat badge is to be worn by all non-commissioned ranks. The WO's hat has an anodised badge depicting an eagle above laurel leaves, surmounted by a crown in lieu of the airmen's badge. RAFP WO & below wear a white topped No 1 SD hat with appropriate anodised badge.

0203. Jacket & Trousers. The No 1 SD uniform is manufactured as a suit, from the same length of fabric; therefore the jacket from one issue should not be worn with the trousers of another. All commissioned ranks and WOs wear the same style jacket. However, the following officers also wear plain shoulder boards:

a. AVM and above.

- b. Officers assigned to those 1 Star posts detailed at Para 0201 b (2).
- c. All officers who are entitled to wear aiguillettes and/or the Royal Cypher (including Honorary Chaplains to the Sovereign).

All airmen of FS rank and below wear the same style jacket, incorporating the eagle shoulder badge.

0204. Ironing of No 1 SD. The styling of the jacket is not to be altered by ironing-in pleats or creases. Uniform jacket sleeves are constructed to meet the physical silhouette of the arm in repose. When the arm is held stiffly in the “attention”, ironed-in creases merely accentuate the distortion of the back of the jacket. Sleeves should only be lightly pressed, using a damp cloth, to iron out lateral creases, this can be best achieved by using a sleeve board. The No 1 SD trousers are to be worn with pressed in creases, front and back, extending the full length of each leg.

0205. Shirt. The Service issue long-sleeved wedgwood blue shirt is to be worn. It is to be worn with a single crease pressed in on each sleeve running from the centre of the epaulette to the cuff.

0206. Tie. A plain black Service issue tie is to be worn, secured with a Windsor knot. Chaplains may wear a clerical collar with a spade stock.

0207. Shoes. Highly polished black leather Oxford pattern shoes are to be worn by officers and WOs. All other ranks are to wear DMS shoes.

0208. Gloves. Brown Service issue leather gloves are to be worn by officers and WOs when on parade and at other times as ordered. White gloves will be worn if swords are carried. If ordered, airmen wear issue black leather gloves. As detailed in Chapter 9, personnel may be required to wear white cotton gloves on certain ceremonial occasions.

0209. Moved to Chapter 1 para 130

0210. Moved to Chapter 1 para 131.

0211. Greatcoat. The wearing of greatcoats with No 1 SD is authorised as follows:

a. Parades & Ceremonial. When required, for inclement weather, etc, the greatcoat is the authorised wear for ceremonial occasions and parades. Except for personnel who possess their own serviceable issue, greatcoats are provided on loan as required, in accordance with **RAF GAI 1020**.

b. Other occasions (Non Ceremonial). When required for inclement weather and unless otherwise ordered, on non-ceremonial occasions, individuals who have their own serviceable issue greatcoats may wear greatcoats with their No 1 SD.

0212. Officer-style greatcoats have provision for a sword slit. For Air Cdres and below greatcoats have built in shoulder straps with blue/black rank braid. Greatcoats for AVM and above have two sets of detachable shoulder straps, one set with conventional blue/black rank braid whilst the other is ranked in gold, with embellishments.


No 1 SERVICE DRESS UNIFORM (No 1 SD) – MALE OFFICERS AND AIRMEN



Officer



WO



FS & Below

ORDERS OF DRESS – No 1 SERVICE DRESS UNIFORM – MALE OFFICERS AND AIRMEN

Short Description and Occasions for Wear	Uniform Items	Notes
<p>No 1 Service Dress Uniform (No 1 SD)</p> <p>Reserved for parades, ceremonial and other formal occasions, as ordered.</p>	<p>Hat: No 1 SD Hat.</p> <p>Jacket: No 1 SD.</p> <p>Trousers: No1 SD Trousers (Note 1).</p> <p>Shirt: Issue Long sleeve Wedgwood Blue.</p> <p>Tie: Black Issue.</p> <p>Shoes: Black issue, highly polished oxfords for officers and WOs, DMS for other ranks.</p> <p>Coat: Greatcoat if required/ordered (Note 2).</p> <p>Gloves: Brown leather for officers and WOs - white if sword is carried. If ordered, other ranks wear black issue leather. (Note 3)</p>	<p>1. To ensure correct hanging of the trousers issue braces are to be worn.</p> <p>2. Greatcoats may be ordered for parades/ceremonial duties if required. No other form of outerwear is to be worn with No 1 SD when on parades/ceremonial duties. When not on parade/ceremonial duty and not otherwise ordered, the greatcoat or Service issue blue rain jacket may be worn with No 1 SD.</p> <p>3. Regardless of season, officers and WOs are to wear brown leather gloves on all parades when in No 1 SD (except when swords are carried) and when ordered on other ceremonial and formal occasions. Additionally, brown gloves may be worn or carried when in No 1 SD unconnected with ceremonial. On certain ceremonial occasions, as detailed at Chap 9, white cotton gloves and white webbing belts will be worn by detailed personnel.</p>

No 1 and 1A SERVICE DRESS UNIFORM (No 1 SD & No 1A SD) – MALE AVM AND ABOVE



No 1 SD AVM & Above



No 1A

ORDERS OF DRESS – No 1 and 1A SERVICE DRESS UNIFORM – MALE AVM AND ABOVE (See Note)

Short Description/Occasion for Wear	Uniform Items
<p>No 1 Service Dress Uniform (AVM and above)</p> <p>(No 1 SD)</p> <p>Reserved for parades, ceremonial and other formal occasions as ordered.</p> <p>No 1A Service Dress – Ceremonial Day Dress. (No 1A SD)</p> <p>Reserved for certain ceremonial occasions as ordered. Always worn with medals and decorations if held.</p>	<p>As for No 1 SD with following exceptions:</p> <p>Hat: The double row of embellished gold oak leaf depicts an air officer.</p> <p>Shoulder Boards: Plain boards are worn only with No 1 SD.</p> <p>As for No 1 SD with following exceptions:</p> <p>Shoulder Boards: Embellished shoulder boards fixed by means of shoulder loops and 27 ligne-anodized buttons.</p> <p>Sash: Air Officer gold/blue.</p> <p>Gloves: White cotton.</p>

Note: Also applies to those officers assigned to the 1 Star posts of Comdt RAFC Cranwell, Air Officer Wales, Air Officer Scotland and CG RAF Regt/AO RAFF, DNS (RAF) and Equerry to The Queen wear AO Ceremonial Sash only.

No 2 Service Working Dress – Male Officers and Airmen

0213. Occasions for Wear. Except where a specific order of dress has been prescribed, the under mentioned modes of No 2 Service Working Dress are permitted:

- a. No 2 (Full) Service Working Dress Uniform (No 2 SD).** No 2 SD is jersey and long sleeve shirt mode with tie. All personnel may wear No 2 SD indoors and outdoors, as a routine working dress, throughout the year.
- b. No 2A (Long Sleeved) Routine Working Dress Uniform (No 2A SD).** No 2A SD is long sleeve shirt no jersey mode and is always worn with tie. All personnel may wear No 2A dress, indoors and outdoors, as a routine working dress, throughout the year.
- c. No 2B (Short Sleeved) Routine Working Dress Uniform (No 2B SD).** No 2B SD is short sleeve shirt mode and is never worn with tie. All personnel may wear No 2B dress, indoors and outdoors, as a routine working dress, throughout the year.
- d. No 2C (Restricted Trade) Routine Working Dress Uniform (No 2C SD).** Only those personnel detailed at Para 0217(c) may wear No 2C SD, indoors and outdoors, as a routine working dress, throughout the year.

Illustrations and relevant Orders of dress are detailed at the end of this section. **When not wearing a proscribed order of dress, a short sleeve shirt may be worn under a jersey with the addition of a tie.**

No 2 Service Working Dress – Authorised Ensemble

0214. Hat. A beret, field service cap (optional extra at own expense) or No 1 SD hat may be worn by airmen. Officers may wear a No 1 SD hat or field service cap; RAF Regiment officers may wear a beret. RAFP WO & below wear their white topped No 1 SD.

0215. Jersey. Only the service issue crew neck jersey or V-neck style jersey is to be worn with working dress modes. Stable belts are not to be worn outside the jersey. When worn with the general purpose jacket the bottom of the jersey is not to protrude below the waistband of the jacket.

0216. Trousers. Only the Service issue No 2 SD trousers are to be worn. They are to be worn with pressed in creases front and back, extending the full length of each leg.

0217. Shirts.

a. Long-Sleeved Shirt. Only the Service issue long sleeved wedgwood blue shirt is to be worn with No 2 and 2A SD. It is to be worn with a single crease pressed in on each sleeve running from the centre of the shoulder strap to the cuff. Sleeves are not to be rolled up and a tie must be worn.

b. Short Sleeved Shirt. Only the Service issue short-sleeved wedgwood blue shirt is to be worn with No 2B SD. It is to be worn with creases pressed in on each sleeve running from the centre of the shoulder strap to the sleeve end.

c. Dark Blue Working Shirt. RAF dark blue working shirt, No 2C SD is authorised for wear throughout the year by airmen in those trades listed below. It is to be worn with creases pressed in on each sleeve running from the centre of the shoulder strap to the cuff. Sleeves may be rolled up. A tie is never worn with this shirt.

- | | | | |
|------|---------------------------------------|-------|--------------------------------|
| TG 1 | Aircraft Engineering | TG 6 | Logistics (MTD) |
| TG 2 | Electrical Engineering | TG 8 | Fire Fighters only |
| TG 3 | Ground Electronic Engineering | TG13 | Safety & Surface |
| TG 4 | ICT Technician and ICT Aerial Erector | TG 18 | Logistics (Supply & Movements) |
| TG 5 | General Engineering | | |

0218. Footwear. Issue black oxfords or DMS shoes may be worn by officers and WOs. Other ranks wear DMS. Black issue socks are to be worn.

0219. Belts. The blue/grey issue belt is to worn with No 2A, 2B and 2C SD. Optionally, unless otherwise ordered, authorised pattern stable belts may be worn (**See Para 0143 for details**). Stable belts are not to be worn outside a jersey.

0220. Coats. Only issue outerwear is to be worn by officers or airmen. Unless otherwise detailed, personnel who are in possession of their own serviceable greatcoat may wear them with No 2 SD and No 2A SD uniforms.

0221. Blue Leather Flying Jacket. A blue leather flying jacket of the standard approved pattern may be purchased at personal expense and worn with No 2 SD by Officers, WOs and SNCOs. If worn, the jacket zip slider is to be zipped up to at least 10cm from the top zip stop.

0222. Gloves. Issue brown leather for officers and WOs and issue black leather for FS and below.

No 2 (FULL) SERVICE WORKING DRESS UNIFORM (No 2 SD) – MALE OFFICERS AND AIRMEN



ORDERS OF DRESS - No 2 (FULL) SERVICE WORKING DRESS UNIFORM – MALE OFFICERS AND AIRMEN

Short Description and Occasions for Wear	Authorised Uniform Items	Notes
<p>No 2 (Full) Service Working Dress Uniform</p> <p>(No 2 SD)</p> <p>Unless otherwise ordered, can be worn as a standard working dress, indoors and outdoors all year round</p>	<p>Hat: No 1 SD for officers (Note 1), beret for other ranks (Note 2).</p> <p>Shirt: Issue long sleeve wedgwood blue (Note 3).</p> <p>Tie: Black Issue.</p> <p>Jersey: Issue blue/grey V or crew neck (Note 3).</p> <p>Trousers: No 2 SD.</p> <p>Belt: Blue/grey issue or optional Stable Belt (Note 4).</p> <p>Shoes: Black issue, highly polished oxfords or DMS for officers and WOs, DMS for other ranks.</p> <p>Socks: Black issue.</p> <p>Coat: Issue (blue) outerwear (Note 5).</p> <p>Gloves: Brown leather for officers and WOs, black leather issue for other ranks (Note 6).</p>	<ol style="list-style-type: none"> 1. Optional field service cap, RAF Regt officers only may wear beret. RAFF WO & below wear their white topped No 1 SD 2. Optional No 1 SD Hat or field service cap. 3. A tie is to be worn. 4. The stable belt is not to be worn on the outside of the jersey. 5. Optional for inclement weather. If worn, the jacket zip slider is to be zipped up to at least 10cm from the top zip stop. (Page 2-48) 6. Optional for inclement weather. Gloves can only be worn with jersey or outerwear


No 2A (LONG SLEEVED) ROUTINE WORKING DRESS (No 2A SD) – MALE



ORDER OF DRESS - No 2A (LONG SLEEVED) ROUTINE WORKING DRESS – MALE

<p>Short Description and Occasions for Wear</p>	<p>Authorised Uniform Items</p>	<p>Notes</p>
<p>No 2A (Long Sleeved) Routine Working Dress</p> <p>(No 2A SD)</p> <p>There is only one mode of No 2A SD - long sleeve shirt with tie and no jersey.</p> <p>Unless otherwise ordered, can be worn as a routine working dress, indoors and outdoors all year round.</p>	<p>Hat: No 1 SD for officers (Note 1), beret for other ranks (Note 2).</p> <p>Shirt: Issue long sleeve wedgwood blue (Note 3).</p> <p>Tie: Black issue (Note 3).</p> <p>Trousers: No 2 SD.</p> <p>Belt: Blue/grey issue or optional Stable Belt.</p> <p>Shoes: Black issue, highly polished oxfords or DMS for officers and WOs, DMS for other ranks.</p> <p>Socks: Black issue.</p> <p>Coat: Issue blue MVP/jeltex rain jacket or GPJ (Note 4)</p> <p>Gloves: Brown leather for officers and WOs, black leather issue for other ranks (Note 5).</p>	<ol style="list-style-type: none"> 1. Optional field service cap, RAF Regt officers only may wear beret. RAFP WO & below wear their white topped No 1 SD 2. Optional No 1 SD Hat or field service cap. 3. A tie is always to be worn with No 2A Dress, under no circumstances, even in the working place, are shirtsleeves to be rolled up. 4. Optional for inclement weather. If worn, the jacket zip slider is to be zipped up to at least 10cm from the top zip stop. (Page 2-48) 5. Optional for inclement weather. Gloves can only be worn with jersey or outerwear.

No 2B (SHORT SLEEVED) ROUTINE WORKING DRESS (No 2B SD) – MALE



ORDER OF DRESS - No 2B (SHORT SLEEVED) ROUTINE WORKING DRESS – MALE

Short Description and Occasions for Wear	Authorised Uniform Items	Notes
<p>No 2B – (Short Sleeved) Routine Working Dress</p> <p>(No 2B SD)</p> <p>Unless otherwise ordered, can be worn indoors and outdoors all year round.</p>	<p>Hat: No 1 SD for officers (Note 1), beret for other ranks (Note 2).</p> <p>Shirt: Issue short sleeve wedgwood blue shirt (Note 3).</p> <p>Trousers: No 2 SD.</p> <p>Belt: Blue/grey issue or optional Stable Belt.</p> <p>Shoes: Black issue, highly polished oxfords or DMS for officers and WOs, DMS for other ranks.</p> <p>Socks: Black issue.</p> <p>Coat: Issue blue MVP/jeltex rain jacket or GPJ (Note 4)</p> <p>Gloves: Brown leather for officers and WOs, black leather issue for other ranks (Note 5).</p>	<ol style="list-style-type: none"> 1. Optional forage cap, RAF Regt officers only may wear beret. RAFP WO & below wear their white topped No 1 SD 2. Optional No 1 SD Hat or forage cap. 3. A tie is not worn in this mode. 4. Optional for inclement weather. If worn, the jacket zip slider is to be zipped up to at least 10cm from the top zip stop. (Page 2-58) 5. Optional for inclement weather. Gloves can only be worn with outerwear.

No 2C (RESTRICTED) ROUTINE WORKING DRESS (No 2C SD) – AIRMEN ONLY



ORDER OF DRESS - No 2C (RESTRICTED) ROUTINE WORKING DRESS – AIRMEN ONLY

Short Description and Occasions for Wear	Authorised Uniform Items	Notes
<p>No 2C – (Restricted) Routine Working Dress (No 2C SD)</p> <p>Unless otherwise ordered, can be worn all year round by those trades listed at Para 0216, c. The dark blue working shirt is only to be worn with No 2C dress on station, or for home to duty travel. It is not to be worn routinely in public.</p>	<p>Hat: Beret (Note 1).</p> <p>Shirt: Issue long sleeve dark blue working shirt (Note 2).</p> <p>Trousers: No 2 SD.</p> <p>Belt: Blue/grey issue</p> <p>Shoes: Black issue DMS</p> <p>Socks: Black issue.</p> <p>Jersey: Issue blue/grey V or crew neck (Note 3)</p> <p>Coat: Issue blue MVP jacket or GPJ (Note 4)</p> <p>Gloves: Black leather issue.(Note 5).</p>	<ol style="list-style-type: none"> 1. Optional No 1 SD Hat or forage cap. 2. Not to be worn with a tie on any occasion, sleeves may be rolled up above the elbow. Only the top (collar) button is to be undone. If worn, under vests are not to be visible. 3. Optional for inclement weather. Shirt collar is to be unbuttoned and worn external to the jersey neck. 4. Optional for inclement weather. If worn, the jacket zip slider is to be zipped up to least 10cm from the top zip stop. (Page 2-48) 5. Optional but only when jersey or outerwear is worn.

No 3 Service Dress – Operational Clothing

Introduction

0223. General. No 3 Service Dress covers all forms of operational clothing, including the Personal Clothing System Combat Uniform (PCS CU) and the Combat Soldier 95 (CS95) range (Woodland, desert and multi terrain patterns). Operational clothing is defined as clothing that is required to be worn for operations, operational training and exercises. Operational clothing is issued as part of the initial kitting scale for both male and female personnel. All combat uniforms are issued and worn as authorised in the Air Command Guide to Kitting for Operations and Exercises, held by unit clothing stores. Instructions pertaining to CS95 remain extant until withdrawn from this publication.

0224. CS95 Badges and Insignia. CS95 jacket/smock and lightweight jackets are to be worn with the following standard insignia:

- a. The union jack emblem is to be positioned centrally 5cm below the shoulder seam or RAF Regt shoulder badge on the left arm.
- b. The embroidered RAF identity patch is to be affixed centrally and immediately above the right hand breast pocket of the CS95 and DCC smock and lightweight jacket only. The green or sand patch measures 16cm x 3cm and has 'ROYAL AIR FORCE' embroidered in black or tan.
- c. The RAF Tactical Recognition Flash (TRF) replicates the colours of the RAF Stable belt. It is to be worn by all RAF personnel on the CS95 lightweight jacket, smock and Desert DPM equivalents. The TRF is to be sewn centrally on the right sleeve with the top edge 7.5cms below the shoulder seam; the stripes are to run vertically with the maroon stripe on the right when viewed.
- d. The Expeditionary Air Wing (EAW) and Expeditionary Air Group (EAG) badge is to be worn on CS 95 and Desert DPM garments in conjunction with, and 1 cm below, the RAF Tactical Recognition Flash (TRF).
- e. Embroidered name badges are not worn on No3 dress. All other forms of authorised trade badges, qualification badges, emblems and insignia for wear with operational clothing are detailed in Chap 7. Only those rank slides, badges and insignia contained herein and/or approved by the RAF Clothing & Dress Policy Committee may be affixed to CS95.

Dress Regulations – PCS CU

0225. Issue. PCS CU is to be issued (according to the schedule in the Fielding Plan) to all RAF personnel and all rules and regulations appertaining to its wear apply equally to all ranks, male and female.

0226. Occasions for Wear. In addition to wear on operations, operational training and exercises, PCS CU is to be worn on ground defence duties/training and when specially ordered by MOD. It is emphasised however, that the RAF remains a blue uniformed service. RAF Personnel serving with or in Joint, RN and Army organisations will be expected to routinely wear No 2 HD unless a new standing authority to wear PCS CU routinely is given by the most appropriate RAF 2 Star officer – this decision cannot be made by officers from other Services. Furthermore, RAF personnel should not wear accoutrements affiliating them to non-RAF organisations such as stable belts, regimental berets and badges; only RAF variants are permitted. **AO FP and/or Commander RAF Regiment will direct an appropriate use of PCS CU for RAF Regiment FEs and for any situations where it is more suitable than No 2 HD.**

0227. PCS CU Authorised Ensemble. When authorised to wear, and except where a specific order of dress has been prescribed by the chain of command, only the approved PCS CU ensemble, as detailed below, is to be worn. Other items of operational clothing issued for specific operations outside the UK are not to be worn in the UK and NWE. Illustrations and relevant orders of dress are detailed at the end of this section. PCS CU ensemble comprises of:

- a. **Headdress.** When there is no operational requirement to wear a helmet, the service issue beret, with appropriate hat badge, must be worn by all ranks with the exception of officers of 2* rank and above who may elect to wear the field service cap.
- b. **Smock.** Rank slide worn on the front rank strap. **The hood is to be rolled neatly when not in use.**
- c. **Lightweight Combat Suit (L/W Jacket & Trousers).** Rank slide are worn on the front rank strap. 'In barracks' the l/w jacket is worn tucked into trousers; due to the limitations of the current sleeve design, the sleeves of the jacket are normally to be worn down. However, where the activity or temperature dictates, sleeves can be rolled up temporarily at the discretion of the individual. When personnel are engaged in combat operations, operational training or on exercises where combat uniform is being worn as part of a specific requirement of the task, and where high activity levels can be expected to be encountered at short notice, the jacket is to be worn outside of the trousers with sleeves down. **Trouser hems are to be bloused over the top of the boot using either the fitted draw cords or privately purchased bungees.**
- d. **T-Shirt.** All year round wear under garment.
- e. **Thermal Shirt.** Cold conditions garment worn under the lightweight jacket.
- f. **Mid layer.** Cold conditions garment worn under the smock.
- g. **MTP Moisture Vapour Permeable (MVP) Suit.** Lightweight waterproof jacket and trousers.

h. Gloves. Leather waterproof with wrist strap. Also available are NOMEX flame retardant gloves with non-slip texturing for use when operating sensitive equipment in cold conditions.

j. Boots. Issue combat assault boot (in due course a range of brown combat and specialist boots will be issued for operations and to certain designated Units).

k. Rank Slides and Belts . “In barracks,” standard blue rank badges and braid affixed to a plain slide are to be worn. Personnel are permitted to wear an approved pattern stable belt in place of the service issued combat webbing belt. When personnel are engaged in combat operations, operational training or on exercises where combat uniform is being worn as part of a specific requirement of the task, low contrast rank slides, combat webbing belts and tactical recognition flashes are normally to be worn but this can be varied at the discretion of the local Commander.

0228. Omitted.

0229. PCS CU Badges and Insignia. PCS CU is issued with blanking plates onto which the following badges are to be affixed:

- a.** The union emblem is worn on the left sleeve blanking plate so that the upper corners of the emblem meet the edges of the plate.
- b.** Where approved, Unit formation badges can be affixed centrally to the left hand blanking plate beneath the union emblem
- c.** Where worn, for example on designated MACA operations, the logo based RAF Recognition Flash (RF) is to be affixed centrally to the right sleeve blanking patch. If parachutist wings are also worn, the RAF RF is to be affixed so the lower corners meet the edges of the blanking plate with the parachutist wings affixed above.
- d.** For all deployed operations and field exercises the RAF Tactical Recognition Flash (TRF) is affixed to a right sleeve blanking patch so that the upper corners of the emblem meet the edges of the plate. The stripes are to run vertically with the maroon stripe on the right when viewed. When parachutist wings are worn, the RAF TRF is to be affixed so the lower corners meet the edges of the blanking plate with the parachutist wings affixed above
- e.** Where required, the Expeditionary Air Wing (EAW) and Expeditionary Air Group (EAG) badges are to be worn immediately and centrally below the RAF TRF.
- f.** The only badges which are permitted to be sewn directly on to the material are:

i. Aircrew wings/brevet worn on the left breast, (unless operationally inappropriate) positioned so the top of the badge sits no higher than the top of the left breast map pocket. These may be affixed using touch & close methods if required.

ii. RAF Regiment shoulder titles, to be worn immediately below and central on each shoulder seam.

g. Embroidered name badges are not worn on PCS CU. All other forms of authorised trade badges, qualification badges, emblems and insignia for wear with operational clothing are detailed in AP 1358 Chap 7.

0230. Variations in No 3 dress will be subject to operational requirement, location and climate and the necessary mode will be decided upon by the relevant chain of command. Disruptive pattern clothing is never to be worn in combination with 'blue' uniform modes. When personnel are actively engaged on tasks that entail high levels of physical activity, particularly at higher temperatures, local commanders will retain the authority to allow the jacket to be temporarily un-tucked; it is also permissible, as in the extant regulations for CS95, to remove the jacket completely and complete the tasks in just the t-shirt. Once the task is completed, or an individual leaves the task to undertake less strenuous duties about his Unit, then the jacket should be replaced and tucked in to the trousers.

PCS CU - IMAGES



PCS CU Jacket



PCS CU

ORDER OF DRESS COMBAT UNIFORMS – MALE & FEMALE

Short Description & Occasion for Wear	All Ranks Male & Female	Notes
<p>Non PCS CU /CS95</p>	<p>Non PCS CU, CS95, DCC and other combinations of operational clothing will be issued as detailed in the RAF Guide to Kitting for Operations</p>	<p>Worn as authorised by Operational Commander</p>
<p>Combat Soldier 95 (CS95)</p> <p>When authorised.</p> <p>Order of dress will be as detailed by chain of command</p>	<p>Hat: Combat Helmet with cover or Beret (Note 1 and para 227a refer) T-shirt: Olive Green (Note 2) L/W Jacket: DPM (Note 3 and Note 8) Field Jacket: DPM (Note 8) Trousers: DPM Belt: OG Webbing belt (Note 4) Norwegian Shirt: Olive Green (Note 5) Fleece Liner: Olive Green (Note 5) MVP Suit: DPM waterproof MVP jacket & trousers (Note 6) Gloves: Combat (Note 7) Boots: Issue CAB, Patrol, High Liability or Cold Weather.</p>	<p>1. Beret is to be worn by all ranks when there is no operational requirement to wear a helmet. 2. Not to be worn as an outer layer unless authorised by local command for work of limited duration. 3. Worn tucked into trousers; where the activity temperature dictates, sleeves can be rolled up at the discretion of the individual. For PCS CU - When engaged on strenuous work 'in-barracks', particularly at high temperatures, the l/w jacket can be worn un-tucked for the duration of the immediate task. It should be replaced when no longer directly engaged on that task. On deployed operations and designated field exercises the l/w jacket is worn outside the waistband with sleeves down. 4. Stable belts may be worn as an item of routine working dress, but they are not to be worn in the field, on deployed Ops or exercises. Belts are not to be worn external to the field jacket/windproof smock. 5. Not to be worn as an outer layer. 6. 'In barracks' is to be worn as an outer garment only. 7. Nomex flame retardant non-slip gloves may be authorised for use when required. 8. Badges. Only those authorised by the DPC. 9. Currently black combat assault boot but new boot in brown will be issued for operations and certain designated formed units. 10. CS95 items are fully compatible with PCS CU and will remain in use as long as stocks are available. 11. Standard rank badges and braid affixed to a plain slide are to be worn 'in barracks'. On deployed operations and designated field exercises, subdued rank slides and braid should normally be worn.</p>
<p>Personal Clothing System Combat Uniform (PCS CU)</p> <p>including Ancillary Items (AIs) and Warm Weather variant.</p> <p>When authorised.</p> <p>Order of dress will be as detailed by chain of command</p>	<p>Hat: Combat Helmet with MTP cover or Beret (Note 1 and para 227a refer) T-shirt: Brown base layer (Note 2 and Note 10) L/W Jacket: MTP (Note 3 and Note 8) Windproof Smock: MTP (Note 8) Trousers: MTP Belt: Belt (Note 4 and note 10) Thermal Shirt: Khaki micro fleece (Note 5 and Note 10) Thermal Smock: Khaki shell fleece mid-layer (Note 5 and Note 10) MVP Suit: MTP Lightweight MVP jacket & trousers (Note 6) Gloves: Combat (Note 7) Boots: Issue CAB, Patrol, High Liability or Cold Weather. (Note 9) Rank Slides. A series of low contrast rank badges affixed to an MTP slide (Note 11).</p>	<p>1. Beret is to be worn by all ranks when there is no operational requirement to wear a helmet. 2. Not to be worn as an outer layer unless authorised by local command for work of limited duration. 3. Worn tucked into trousers; where the activity temperature dictates, sleeves can be rolled up at the discretion of the individual. For PCS CU - When engaged on strenuous work 'in-barracks', particularly at high temperatures, the l/w jacket can be worn un-tucked for the duration of the immediate task. It should be replaced when no longer directly engaged on that task. On deployed operations and designated field exercises the l/w jacket is worn outside the waistband with sleeves down. 4. Stable belts may be worn as an item of routine working dress, but they are not to be worn in the field, on deployed Ops or exercises. Belts are not to be worn external to the field jacket/windproof smock. 5. Not to be worn as an outer layer. 6. 'In barracks' is to be worn as an outer garment only. 7. Nomex flame retardant non-slip gloves may be authorised for use when required. 8. Badges. Only those authorised by the DPC. 9. Currently black combat assault boot but new boot in brown will be issued for operations and certain designated formed units. 10. CS95 items are fully compatible with PCS CU and will remain in use as long as stocks are available. 11. Standard rank badges and braid affixed to a plain slide are to be worn 'in barracks'. On deployed operations and designated field exercises, subdued rank slides and braid should normally be worn.</p>

No 3 Service Dress – Operational Clothing

COMBAT SOLDIER 95 (CS95) – ROUTINE WEAR - ALL RANKS, MALE & FEMALE



Normal Wear L/W Jacket -Sleeves Down



Optional or local Cdr's discretion



Field Jacket



Royal Air Force Patch – affixed centrally above right breast pocket

INTENTIONALLY BLANK

No 4 Service Dress (Optional Mess Dress) Male All Ranks

0230. The order of dress is the same as for No 1 SD except that a plain white shirt with normal collar and black bow tie replaces the wedgwood blue shirt. Medals are not worn.



ORDER OF DRESS - No 4 OPTIONAL MESS DRESS – MALE ALL RANKS

Short Description & Occasion for Wear	All Ranks
<p>No 4 Service Dress - Optional Mess Dress (No 4 SD)</p> <p>This is an interim mess dress for:</p> <ol style="list-style-type: none"> 1. Officer cadets who have not yet received scaled No 5 Mess Dress. 2. Non-regular officers, with the exception of those serving on class J commission. 3. Airmen of all ranks. 	<p>No 1 SD excepting:</p> <p>Shirt: Plain white collared attached (Wing collars are not permitted)</p> <p>Tie: Black bow tie</p> <p>Shoes: Black patent evening, Oxford or DMS</p> <p>Medals are not worn</p>

No 5 Mess Dress (No 5 SD) – Male Officers, Warrant Officers and SNCOs

0231. Occasions for Wear. The No 5 SD is provided as an initial free issue to regular serving commissioned officers and for SNCOs promoted after 1 Apr 10. It remains an optional item for those WOs and SNCOs promoted before 1 Apr 09. It is reserved in the main as an evening or mess dress and is worn by commissioned officers, WOs and SNCOs at formal evening functions e.g. dining-in nights and guest nights. It may also be worn by retired officers, WOs and SNCOs and additionally, officers serving in the FTRS, RAFRO class CC, RAuxAF and RAFVR (T) on all occasions when this form of dress is appropriate for serving personnel. Badges of rank are to be worn as follows:

- a. Officers.** Full width gold ranking lace is worn on the sleeve of the RAF No 5 SD composed as prescribed for No 1 SD. Fully retired officers wear the badges of rank as recorded in the RAF Retired List.
- b. WOs and SNCOs.** A gold-embellished, single rank badge is worn on the right sleeve only, in the position prescribed for No 1 SD. Retired WOs and SNCOs wear the badges of rank to which they were eligible at the time of discharge.
- c.** Officers serving on commissions in the subsidiary branches listed above wear the badges of rank conversant with their current posts.

No 5 Mess Dress - Authorised Ensemble

0232. Hat. No 1 SD hat appropriate to rank – outdoors only.

0233. Jacket. All commissioned ranks wear the same design jacket and all WOs and SNCOs wear a similar design jacket. Officers of the rank of AVM and above wear plain shoulder boards; this rule also applies to all officers entitled to wear aiguillettes and/or the Royal Cypher (See Chap 9). Half size gold embroidered flying badges may be worn where appropriate. Illustrations and relevant Orders of dress are detailed at the end of this section

0234. Trousers. Only No 5 SD trousers are to be worn. The trousers can be supported by braces.

0235. Shirt. Officers wear a white, Marcella shirt of approved design, worn with gold cuff links. WOs and SNCOs have the option of the Marcella shirt or a similar plain white dress shirt. Chaplains may wear a white shirt with vest stock and double collar.

0236. Waistcoat/Cummerbund. Officers are to wear the blue waistcoat (No 5B SD), but, at the Station Commander's discretion, it may be replaced with a slate grey, pleated cummerbund. Official Sqn, Unit, Wing or Formation cummerbunds may only be worn by officers, WOs and SNCOs at the station commander's discretion and only on occasions when official guests are not present. When official guests are present a slate grey pleated cummerbund is always to be worn by WOs and SNCOs.

0237. Bow Tie. Plain black double ended. Sqn/Unit/Wing/Formation bow ties are not to be worn with No 5B SD uniform at any time.

0238. Socks. Black.

0239. Shoes. Black patent evening shoes, without toecaps.

0240. Dress Studs and Cufflinks. Plain gold or gold types are optional.

No 5 Mess Dress -Full Ceremonial Evening (No 5A SD) - Officers Only

0241. The standard No 5 SD waistcoat is replaced by a white waistcoat and it is worn with a white wing collared shirt and white bow tie. The white waistcoat, wing-collared shirt and white bow tie are pool items and are available for loan from the Ceremonial Pool. Any officer requiring the loan of these items is to apply through their parent unit supply section to Air 38Gp A4 Cer & Pol.

0242. Kilts. Only members of the Scottish-based RAuxAF Sqns, whilst serving on those Sqns, may, at the discretion of the Station Commander, wear kilts of grey Douglas tartan with No 5B SD. No other tartan is permitted. Kilts are not to be worn outside the confines of the Squadron/Station/Unit function and no other member of the RAF or RAuxAF may wear this or any other kilt with No 5B SD uniform at any occasion.

No 5 MESS DRESS (No 5 SD) – MALE OFFICERS, WO & SNCOs



Officer No 5



Officer No 5B



New Image Pending- white bowtie
Officer No 5A



SNCO No 5

ORDERS OF DRESS - No 5, 5B & 5A - MESS DRESS - MALE OFFICERS, WOs & SNCOs

Short Description and Occasions for Wear	Authorised Uniform Items	Notes
<p>No 5, 5B Mess Dress</p> <p>(No 5 SD)</p> <p>Reserved in the main as an evening or mess dress, worn by commissioned officers, WOs and SNCOs at formal evening functions e.g. dining-in nights and guest nights.</p> <p>No 5A Mess Dress</p> <p>(No 5A SD)</p> <p>Is Full Ceremonial Evening dress for officers only (Note 2)</p> <p>Reserved for specific occasions as detailed at Annex D, to Chapter 10.</p>	<p>Hat: No 1 SD hat (outdoors only)</p> <p>Jacket: Mess dress blue/grey.</p> <p>Trousers: Mess dress blue/grey.</p> <p>Waistcoat: Blue/grey (No 5B SD). (Note 1)</p> <p>Cummerbund: Slate grey pleated (Note 1).</p> <p>Shirt: White Marcella.</p> <p>Dress studs: Plain gold or gold type.</p> <p>Cuff links: Plain gold or gold type.</p> <p>Bow Tie: Plain black double ended.</p> <p>Socks: Black</p> <p>Shoes: Black patent evening without toecaps.</p> <p>Coat: Optional - Issue outerwear</p>	<p>1. Officers only – Mess Dress with waistcoat is designated as No 5B. At Stn Cdrs discretion the blue/grey waistcoat may be replaced by the slate grey pleated cummerbund.</p> <p>2. No 5A SD is for officers only. The standard No 5 SD waistcoat is replaced by a white waistcoat and it is worn with a white wing collared shirt and white bow tie. The white waistcoat and wing-collared shirt are pool items and are available for loan from the Ceremonial Pool. Any officer requiring the loan of these items is to apply through their parent unit supply section.</p>

RAF No 6, 7 & 8 Service Dress (Warm Weather Areas) – Male Officers and Airmen

0243. Dates of Changeover. The following are the normal changeover dates between temperate and warm weather dress in the specified areas, unless a variation is broadcast by the command or formation concerned:

	Warm-weather to temperate	Temperate to warm-weather
Cyprus	3rd Monday in November	3rd Monday in April
Gibraltar	4th Monday in October	3rd Monday in May

Changes in the above dates and the effective dates for other areas, are to be signalled by the headquarters concerned to all respective commands for action, giving at least 48 hrs notice. Intending visitors to the above areas in the months of change should consult the relevant overseas theatre staffs/sponsor for advice on dress requirements.

0244. It is not possible to publish change dates for other warm weather defined areas as they vary from year to year. Enquiries should be referred to the appropriate local RAF staffs, defence attachés or advisers in the countries concerned.

RAF No 6 Service Dress (No 6 SD)

0245. Occasions For Wear. All ranks (when in general issue) wear the standard No 6 dress uniform on ceremonial and formal occasions overseas, as ordered by MOD or CINCs. Illustrations and relevant orders of dress are detailed at the end of this section

RAF No 6 and 6A Service Dress - Authorised Ensemble

0246. Hat. Only the service issue No 1 SD hat may be worn.

0247. Jackets.

a. No 6 SD. All No 6 SD Jackets have shoulder straps for rank slides.

b. No 6A SD. Only scaled for officers holding specific appointments. Consists of a pocket-less jacket in white polyester cotton fastened by six 37 ligne detachable mounted gilt buttons. Worn with No 1 SD Hat, white T shirt, No 8 dress uniform shoulder boards, black oxford shoes and black socks. A full sized gold and silver wire flying/aircrew brevet and aiguillettes are to be worn by entitled personnel (See Annex B to Chap 9).

0248. Trousers. The No 6 and 6A SD trousers are made of the same material as the relevant jacket and are to be worn with pressed in creases, front and back, extending the full length of each leg.

0249. Shirt. A stone long-sleeved shirt is to be worn with No 6 SD with creases pressed in on each sleeve, running from the centre of the shoulder strap to the cuff. Chaplains may wear a white shirt with a clerical collar and spade stock (not double collar).

0250. Tie. The issue black tie, secured with a Windsor knot, should be worn with No 6 SD.

0251. Socks. Black only.

0252. Shoes. Oxford pattern shoes are to be worn by officers and WOs. All other airmen are to wear service issue DMS shoes.

No 6 SERVICE DRESS (WARM WEATHER AREAS) – MALE



No 6 Uniform - example used is ADC

ORDERS OF DRESS RAF No 6 SERVICE DRESS (WARM WEATHER AREAS) – MALE OFFICERS AND AIRMEN

Short Description and Occasions for Wear	Authorised Ensemble	Notes
<p>No 6 Service Dress - Warm Weather Areas.</p> <p>(No 6 SD)</p> <p>This order of dress is reserved for ceremonial and other formal occasions as ordered during authorised warm weather periods</p>	<p>Hat: No 1 SD</p> <p>Jacket: No 6 SD Stone (Note 1)</p> <p>Trousers: No 6 SD Stone</p> <p>Shirt: Long sleeve stone</p> <p>Tie: Black issue</p> <p>Shoes: Black issue, highly polished oxfords for officers and WOs, DMS for other ranks.</p> <p>Socks: Black issue</p> <p>Gloves: White (Note 2)</p>	<p>1. All No 6 Jackets have shoulder straps for rank slides.</p> <p>2. Must be worn by officers & WOs if sword is carried, otherwise only if ordered.</p>

No 6A SD - FULL CEREMONIAL DRESS (WARM WEATHER AREAS) – MALE OFFICERS ONLY



ORDER OF DRESS No 6A SD - FULL CEREMONIAL DRESS (WARM WEATHER AREAS) – OFFICERS ONLY

Short Description and Occasions for Wear	Authorised Uniform Items	Notes
<p>No 6A Service Dress - Full Ceremonial Dress - Warm Weather Areas</p> <p>(No 6A SD)</p> <p>This order of dress is scaled for officers holding specific appointments. Optional for other officers at their own expense</p>	<p>Hat: No 1 SD</p> <p>Jacket: No 6A SD – White (Notes 1, 2 & 3)</p> <p>Trousers: No 6A SD - White</p> <p>Sash: Air Officer (AVM and above)</p> <p>Shoulder boards: No 8 SD (Mess Dress)</p> <p>Shoes: Black issue oxfords</p> <p>Socks: Black issue</p> <p>Gloves: White</p>	<p>1. Aiguillettes are to be worn by entitled personnel (See Annex B to Chap 9).</p> <p>2. A full size, gold and silver flying/aircrew brevet is to be worn by entitled personnel.</p> <p>3. A plain white T shirt is be worn under the jacket of this uniform.</p>

RAF No 7 Service Dress (No 7 SD) – Warm Weather Areas

0253. Occasions for Wear. All forms of No 7 SD are worn in designated warm weather areas overseas as a routine working dress. Illustrations and relevant orders of dress are detailed at the end of this section

Authorised Ensemble**0254. No 7A SD – Long Trouser Mode.**

a. Shirt. Long Sleeve shirt or short sleeve shirt may be worn. When worn with long sleeve shirt, a black issue tie is to be worn at all times and the sleeves remain buttoned at the wrist.

b. Footwear. Black issue service shoes or desert boots of approved pattern. Issue black or issue/approved stone coloured socks are to be worn.

c. Belt. Blue/grey belt or authorised pattern stable may be worn.

d. Headdress. Officers may wear No 1 SD hat or field service cap. Airmen may wear No 1 SD hat, optional field service cap or beret.

0255. No 7B SD – Short Trouser Mode. (Not worn in the Middle East or America)

a. Shirt. Stone short sleeve.

b. Footwear. DMS or Desert boots of approved pattern.

c. Socks. Issue short stone colour.

d. Belt. Authorised pattern stable belt may be worn.

e. Headdress. Officers may wear No 1 SD hat or field service cap. Airmen may wear beret, optional field service cap or No SD 1 hat.

No 7A & 7B SD MALE ALL RANKS



No 7A Dress

IMAGE PENDING

No 7B Dress

(Shown with short socks and optional stable belt)

ORDERS OF DRESS – No 7A & B DRESS (WARM WEATHER AREAS) MALE ALL RANKS

Short Description and Occasions for Wear	Authorised Uniform Items	Notes
<p>No 7A Routine Dress, long Trousers - Warm Weather Areas.</p> <p>(No 7A SD)</p> <p>Is worn as routine working dress during authorised warm weather periods</p>	<p>Hat: Officers, No 1 SD (Note 1). Other ranks, Beret (Note 2)</p> <p>Shirt: Long or short sleeve stone. (Note 3)</p> <p>Long Trousers: Stone.</p> <p>Belt: Blue/grey issue or optional stable belt.</p> <p>Tie: Black issue – with long sleeve shirt only.</p> <p>Shoes: Black issue, highly polished DMS or oxfords for officers and WOs, DMS for other ranks, or approved pattern desert boot for all ranks.</p> <p>Socks: Black with black shoes, stone with desert boots.</p>	<p>1. Optional – Field service cap. RAF Regt officers only may wear beret.</p> <p>2. Optional –Field service cap or No1 SD Hat.</p> <p>3. As preferred unless otherwise ordered.</p>
<p>No 7B SD Routine dress, short trousers - warm weather areas.</p> <p>(No 7B SD)</p> <p>Is worn as routine working dress during authorised warm weather periods</p>	<p>Hat: Officers, No 1 SD (Note 1). Other ranks, Beret (Note 2)</p> <p>Shirt: Short sleeve stone.</p> <p>Shorts: Issue stone.</p> <p>Belt: Authorised optional stable belt.</p> <p>Shoes: Approved pattern desert boots for all ranks.</p> <p>Socks: Short stone colour.</p>	<p>1. Optional – Field service cap. RAF Regt officers only may wear beret.</p> <p>2. Optional – Field service cap or No 1 SD Hat.</p>

RAF No 8 Service Dress - Mess Dress -Warm Weather Areas

0256. Occasions for wear. The No 8 SD is an issue item for officers, and an optional item for WOs and SNCOs who may purchase it at personal expense. Officers, WOs and SNCOs wear it at formal evening functions e.g. dining-in nights and guest nights. Those personnel who do not have the No 8 SD should wear No 6 SD. Illustrations and relevant orders of dress are detailed at the end of this section

Authorised Ensemble

0257. Jacket. All commissioned ranks wear the same design white jacket (with shoulder boards). WOs and SNCOs wear an identical design without shoulder boards and with mess dress rank badges affixed to the right sleeve of the jacket.

0258. Trousers. Standard No 5 SD trousers are normally worn; however, individuals may purchase trousers of the No 5 SD pattern and colour, in a lightweight material if preferred.

0259. All remaining accessories are as detailed for No 5 dress.

No 8 MESS DRESS (WARM WEATHER AREAS) (No 8 SD) MALE OFFICERS AND SNCOS



ORDERS OF DRESS No 8 MESS DRESS – MALE OFFICERS AND SNCOs

Short Description and Occasions for Wear	Authorised Uniform Items	Notes
<p>No 8 SD - Mess Dress - Warm Weather Areas.</p> <p>(No 8 SD)</p> <p>See Notes 1 & 4</p>	<p>Hat: No 1 SD</p> <p>Jacket: Mess, white (Note 2)</p> <p>Trousers: No 5 SD (Note 3)</p> <p>Cummerbund: Slate grey pleated</p> <p>Shirt: White, Marcella</p> <p>Cuff links: Plain gold</p> <p>Tie: Black, bow</p> <p>Shoes: Black patent evening</p> <p>Socks: Black</p>	<p>1. Optional, at personal expense for WOs and SNCOs otherwise as other ranks (Note 4)</p> <p>2. WO & SNCO have same officer pattern, No 8 SD Jacket but tailored without shoulder straps and with gold/embroidered rank badge affixed to the right sleeve.</p> <p>3. Optional – Trousers No 5 SD pattern/colour in lightweight material.</p> <p>4. Other ranks if required wear No 6 SD.</p>
<p>No 8A SD - Red Sea Rig - Officers Only</p> <p>(No 8A SD)</p> <p>An informal variant of No 8 SD, only applicable to RAF officers serving in HM ships or Naval shore establishments.</p>	<p>Hat: No 1 SD</p> <p>Shirt: White short sleeved (Note 1)</p> <p>Trousers: No 1 SD or No 5 SD (Note 2)</p> <p>Shoulder Boards: No 8 SD (Mess dress)</p> <p>Cummerbund: Slate grey pleated</p> <p>Shoes: Black patent evening or Oxfords</p> <p>Socks: Black</p>	<p>1. RN pattern.</p> <p>2. Optional – Trousers No 5A pattern/colour in lightweight material.</p>

RAF Music Services Dress Uniforms (Male)**No 9 Dress – Directors of Music, Band Masters and Musicians**

0260. Occasions for wear. The No 9 dress is worn by Directors of Music, Bandmasters and musicians on all formal ceremonial occasions as authorised by MOD (Air). The appropriate use of the ceremonial peaked cap, boots, shoes, greatcoat or cape, is promulgated in the relevant individual band orders.

0261. Ceremonial Peaked Cap. The ceremonial peaked cap may be worn as follows:

a. Directors of Music. The musicians' No 9 dress peaked cap is worn by all Directors of Music, regardless of rank, with a thick gold lace band on the peak, together with the gold embroidered version of the Officer cap badge.

b. Warrant Officers. The musicians' No 9 dress peaked cap is worn, with a thick gold lace band on the peak, together with the gold embroidered version of the Warrant Officer cap badge.

c. Musicians (ORs). The musicians' No 9 dress peaked cap is worn by all musicians of FS rank and below, with the embroidered version of the airman's cap badge.

0262. Tunic. The No 9 uniform is manufactured as a suit, from the same length of fabric. Therefore the tunic from issue should not be worn with trousers of another. All Directors of Music wear the same style of tunic (see photos) but with the collar detail appropriate to the rank held. Warrant Officers and airmen wear the same style tunic.

0263. Trousers. Only the No 9 dress trousers are to be worn with pressed creases, front and back, extending the full length of each leg. The use of braces is optional.

0264. Medals. Full size court mounted medals are worn on the left hand side of the uniform just above the ribbons.

0265. Musicians Ceremonial Cape. A service issue ceremonial cape may be worn with the No 9 dress, as ordered.

0266. Greatcoat. When ordered, a service issue greatcoat may be worn by all ranks, as follows:

a. Directors of Music. Directors of Music wear the officers' style greatcoat with a sword slit and detachable shoulder straps ranked in gold.

b. Bandmasters (Warrant Officers). The warrant officer pattern greatcoat with appropriate ranking and a sword slit is worn

c. Musicians. The standard issue greatcoat is worn by musicians of FS rank and below. The greatcoat is to be badged for the ranks of corporal and above.

All greatcoats are to be worn with creases pressed down the entire length of each sleeve.

0267. Shirt. Directors of Music should wear the approved pattern white collarless shirt and plain gold cuff-links.

0268. Socks. Black issue.

0269. Footwear. Directors of Music should wear highly polished Wellington patent leather boots and non-commissioned personnel, black George boots. Alternatively, Oxford pattern or DMS shoes may be ordered.

0270. Gloves. Directors of Music, Bandmasters and Drum Majors are to wear white service issue gloves when performing outdoor ceremonial duties (except when wearing a greatcoat). Blue/grey woollen gloves are to be worn by musicians in greatcoat order.

0271. Aiguillettes. All musicians of FS rank and below are to wear aigillettes. These should be worn from the left shoulder and attached to the top button except for Drum Majors, who should wear them from the right shoulder.

0272. Shoulder Knots. Shoulder knots are to be worn, with the end overlapping loop, to the front.

0273. Sash. Directors of Music and Drum Majors wear the gold ceremonial sash appropriate to their rank and appointment. The Drum Major sash is worn over the left shoulder and positioned under the shoulder knot.

No 9 DRESS UNIFORM – ESTABLISHED BANDS CEREMONIAL PARADE DRESS



Director of Music



Bandmaster



Drum Major



Musician

No 9 DRESS UNIFORM – ESTABLISHED BANDS CEREMONIAL PARADE DRESS OUTERWEAR



Director of Music with Cape



Musician with Cape



Director of Music with Greatcoat



Musician with Greatcoat

No 9a Dress – Directors of Music, Band Masters and Musicians

0274. Occasions for wear. The No 9a dress is worn by Directors of Music, Bandmasters and musicians, on all formal concert ceremonial occasions as authorised by MOD (Air).

0275. Jacket. All commissioned ranks wear the same style jacket. All musicians of Bandmaster and below all wear a similar style jacket. All ranks will wear the appropriate ranks on both arms. In addition to this the band harp is worn on the lower arm of both sleeves.

0276. Trousers. The No 9a trousers are made from the same length of fabric. The trousers are to be worn with pressed creases, front and back, extending the full length of each leg. The use of braces is optional.

0277. Shirt. Directors of Music wear a white Marcella shirt of approved design with gold cuff links. Bandmasters and all ranks below are to wear the white dress shirt of approved design, worn with gold cuff links. Females wear the white dress shirt with normal buttoned sleeves.

0278. Waistcoat/Cummerbund. All Directors of Music are to wear the blue waistcoat (No 5B dress). All non commissioned ranks are to wear the issued slate grey cummerbund, pleated for males and un-pleated for females.

0279. Aiguillettes. All non commissioned ranks are to wear aigillettes. These should be worn from the left shoulder and attached to the button underneath of the lapel in line with the medal position to ensure correct alignment.

0280. Shoulder Knots. Shoulder knots are to be worn with the end overlapping loop to the front.

0281. Medals. Miniature court mounted medals are worn on the left lapel of the jacket in alignment with the button under the lapel holding the aigillettes.

0282. Bow Tie. Plain black double ended.

0283. Socks. Black issue.

0284. Shoes. Highly polished black leather Oxford pattern shoes are to be worn by Directors of Music. All non commissioned ranks are to wear similarly polished service issue DMS shoes.

No 9a DRESS UNIFORM – ESTABLISHED BANDS CONCERT DRESS



Director of Music



Musician

No 10 Dress - Directors of Music and Band Masters

- 0285. Occasions for wear.** The No 10 dress is worn only by Directors of Music and Bandmasters on formal occasions, as authorised by MOD (Air).
- 0286. Head-dress.** Only the ceremonial peaked cap is to be worn with this order of dress.
- 0287. Frock coat.** The officer style frock coat is to be worn by all Directors of Music and the unique Warrant Officer style by Bandmasters. It should be worn with creases pressed in, down the front and rear of each sleeve.
- 0288. Trousers.** Service issue blue/grey barathea trousers with creases pressed down the entire length of each leg, both front and back.
- 0289. Socks.** Black issue.
- 0290. Boots.** Officers are to wear highly polished Wellington patent leather boots and George patent leather boots are to be worn by Warrant Officers.
- 0291. Shoulder Boards and Knots.** Ranked ceremonial shoulder boards and shoulder knots (as per No 9 dress) are to be worn by all ranks.
- 0292. Sash.** Directors of Music are to wear the appropriately ranked gold ceremonial sash (as per No 9 dress) and Bandmasters should wear the pale blue ushers sash, with the tassels on the left.
- 0293. Medals.** Full size court mounted medals are worn on the left hand side of the uniform just above the ribbons.
- 0294. Gloves.** White service issue ceremonial gloves are to be worn with No 10 dress, by all personnel.
- 0295. Insignia – Bandmaster.** Bandmasters are to wear both the Warrant Officer rank badge and the Bandmaster harp, on both jacket sleeves.

No 10 DRESS UNIFORM – DIRECTORS OF MUSIC AND BAND MASTERS



Director of Music



Bandmaster

No 11 Dress - Directors of Music, Band Masters and Musicians

0296. Occasion for wear. The No 11 dress is worn in warm weather areas by all personnel, on all formal and ceremonial occasions, as authorised by MOD (Air).

0297. Head-dress. Only ceremonial peaked caps are to be worn with this order of dress.

0298. Tunic. All Directors of Music wear the same style, white tunic with detachable shoulder boards. All non-commissioned ranks wear the same style tunic and are to wear aiguillettes from the left shoulder and attached to the top button except for Drum Majors, who should wear them from the right shoulder.

0299. Trousers. The matching white trousers are to be worn, with creases pressed in the front and back, extending the full length of each leg.

0300. Shoes. Black, approved pattern Oxford or DMS shoes are to be worn by all personnel of FS rank and below. Directors of Music, Bandmasters and Drum Majors are to wear the Wellington patent leather boots.

0301. Socks. Black issue.

0302. Medals. Full size court mounted medals are worn on the left hand side of the uniform just above the ribbons.

0303. Sash. Directors of Music only are to wear a gold ceremonial sash appropriate to their rank and appointment. Drum Majors are to wear the ceremonial sash appropriate to their appointment.

0304. Shoulder Knots. All non-commissioned personnel are to wear gold shoulder knots with the end overlapping loop to the front.

0305. Gloves. White service issue cotton ceremonial gloves are to be worn by the Principal Director of Music (PDM), all Directors of Music (DOM), Bandmasters and Drum Majors only.

No 11 DRESS UNIFORM – ESTABLISHED BANDS CEREMONIAL PARADE DRESS – WARM WEATHER AREAS



Director of Music



Band Master



Drum Major



Musician

No 11a Dress - Directors of Music, Band Masters and Musicians

0306. Occasions for wear. The No 11a dress is worn by all ranks for formal engagements in warm climates.

0307. Jacket. All ranks wear the same designed white jacket with shoulder knots, with the end overlapping loop to the front. All non-commissioned ranks are to wear aiguillettes. These should be worn from the left shoulder and attached to the button underneath of the lapel in line with the medal position to ensure correct alignment.

0308. Trousers. The standard 9a concert dress trousers are to be worn with pressed creases, front and back, extending the full length of each leg. The use of braces is optional.

0309. Shirt. Directors of Music wear a white Marcella shirt of approved design with gold cuff links. Bandmasters and all ranks below are to wear the white dress shirt of approved design, worn with gold cuff links. Females wear the white dress shirt with normal buttoned sleeves.

0310. Waistcoat/Cummerbund. DOM's are to wear the No 5A mess dress waistcoat. All non-commissioned ranks are to wear the issued slate grey cummerbund, pleated for males and un-pleated for females.


0311. Medals. Miniature court mounted medals are worn on the left lapel of the jacket in alignment with the button under the lapel holding the aiguillettes.

0312. Bow Tie. Plain black double ended.

0313. Socks. Black issue.

0314. Shoes. Highly polished black leather Oxford pattern shoes are to be worn by Directors of Music. All other non-commissioned ranks are to wear similarly polished service issue DMS shoes.

No 11a DRESS UNIFORM – ESTABLISHED BANDS CONCERT DRESS – WARM WEATHER AREAS



Director of Music



Musician

RAF OUTERWEAR



Officer and WO



Airman



MVP Rain Jacket



General Purpose Jacket